

Mall Girl Meets the Shadow Vandal: Final Project

Choose one of the following projects to wrap up your study of *Mall Girl Meets the Shadow Vandal*. Present your project to your classmates.

1. Conduct a science experiment.

Chloe's mom thinks bananas ripen more quickly in a bunch. Do you think she's right? Conduct your own experiment to find out. Watch this short video about the scientific method:

<https://www.youtubekids.com/watch?v=DChofjUH488>. Then begin your experiment.

1. **Ask a question.** The question for this experiment is: "Do bananas ripen more quickly when they remain in a bunch or when they are separated from one another?"
2. **Hypothesize.** Write down what you think the results of your experiment will be. Your hypothesis might be "I think the bananas that stay in a bunch will ripen more quickly than the separated ones," or "I think they will all ripen at the same rate," or even "I think the separated bananas will ripen more quickly."
3. **Experiment.** Get a bunch of six or more unripe (greenish) bananas. Take a picture of the bunch before you start the experiment. Pull off two individual bananas. Put each one in a different spot in your house, but be sure to keep both in roughly the same environment. (No sunny windowsills, dark cupboards, damp cellars, or stuffy attics.) Keep the rest of the bunch intact in a safe place in your kitchen. Tell your family not to eat any of the bananas until your experiment is complete.
4. **Analyze.** After three or four days, or when the first bananas appear to have ripened, compare the separated bananas with the bunched ones. Was your hypothesis correct? First, study the outsides of the bananas. Do they all look the same, or are some a deeper shade of yellow? Do any have brown spots? Take pictures to document your findings. Then do a taste test to compare a bunched banana with a separated one. Is one of the bananas sweeter or softer than the other? (A deep shade of yellow, the presence of brown spots, a sweeter taste, and a softer banana all indicate ripeness.)
5. **Report.** Write a report that describes all the steps in your experiment, from your initial question to the final results. Include the pictures you took.



2. Write and post a book review.

Flip to the back of *Mall Girl Meets the Shadow Vandal* and read the section titled “Writing a Book Review.” Then write a book review for *Mall Girl*. Get an adult to help you post the review on Amazon, Barnes and Noble, Goodreads, Bookbub, Target.com, or any other website where the book is sold or featured.



3. Write a poem.

Your poem can be on any topic and can be a rhyming poem or a non-rhyming poem. Print out your poem and add creative elements—for example, artwork, glitter, or stickers—or mount it on colored paper cut into a special shape.

4. Create a T-shirt poem.

Write down the various sayings and logos you see on people’s tee shirts until you have twenty or thirty. Choose some that seem to go together (for instance, vacation spots or funny sayings) and turn them into a poem. Choose a title that sums up the poem. Chloe’s T-shirt poem was about a person who lived a long, interesting life. What is yours about?



5. Create a mini graphic novel.

Create a shortened version of a graphic novel, depicting a scene from *Mall Girl Meets the Shadow Vandal*. Your “book” should be at least two pages long, and each page should include four to six panels, each containing a drawing that shows what’s happening in the story. Add dialogue bubbles for conversations and narrative boxes to provide information the dialogue doesn’t address. Need some inspiration? Check out *Twins*, a graphic novel by Varian Johnson and Shannon Wright. (Navigate to the following URL at Amazon.com and click on “Look Inside” above the book cover to see an excerpt: <https://www.amazon.com/Twins-1-Varian-Johnson-ebook/dp/B081SXBF9M/>.)


6. Write a short story.



Write a story about Chloe and her friends—or make up your own characters. Be sure to include all the basic plot elements: introduction/exposition, rising action, climax, falling action, and resolution. Review the “Plot” section from the Elements of a Story guide before you begin.

7. Create a board game.

Call your game “Escape From the Mall,” or make up your own name. Print out one of the templates at the end of this document—on card stock if you have it—or draw your own game board from scratch on posterboard. Fill in the squares with instructions for moving across the game board. (A few squares on the first template are filled in to get you started.) Decorate the board with drawings or photos of things you would find at a mall. Use common household items as game tokens: for example, a coin, a button, a large bead, or a bottle cap. Use a single die or, for larger game boards, two dice. The first person to get from Chloe’s house to the Exit wins. **Tip:** Begin by making a trial version of your game, and try it out with a few friends. If it’s too easy or too hard, you might have to change some of the instructions in the squares. When you’re satisfied, create the final version.



8. Read a book, watch a movie.

Find a book that was made into a movie. (Possibilities include *A Wrinkle in Time*, *Holes*, *Bridge to Terabithia*, *The Adventures of Tom Sawyer*, *The Lightning Thief*, *Harry Potter*, *The Hunger Games*, and many more.) Read the book and then watch the movie. (If you’ve already done that, do it again so the book and movie are both fresh in your mind.) Then write a report comparing the two. Here are some questions to guide you:

1. Which did you like better, the book or the movie? What made one better than the other?
2. What characters were in the book and not in the movie? Why do you think they were left out?
3. What parts of the book weren’t in the movie? Would the movie have been better if they’d been kept in?
4. How was the movie different from the book?
5. Did the movie characters look like you thought they would?
6. Was the setting in the movie what you pictured when you were reading the book?



9. Design a new Mount Rushmore.

Chloe's friend Lindy visited Mount Rushmore. If you could design a new Mount Rushmore, what four people would you put on it? Research your four candidates and write a paragraph for each one, explaining why they deserve to have their faces carved into the side of a mountain. Create a graphic showing the new Mount Rushmore, either using computer software, drawing a picture, or printing out a photo of Mount Rushmore and pasting the new faces over the old ones.



10. Make a movie.





To learn about movie-making, watch the following video:

<https://www.youtubekids.com/watch?v=IEefn8W-5U> and read the


wikiHow article at <https://bit.ly/3ikFdWf>. Then make a movie based on a

scene from *Mall Girl Meets the Shadow Vandal*. (**Tip:** A scene featuring a lot of dialogue will work best.) Begin by writing the script. The dialogue will come from the book, but you'll need to add proper direction (such as *Robby laughs*, or *Ash stamps her foot*) and scene descriptions (such as

Scene 1: Lunchtime in the school cafeteria. Chloe and Robby are sitting across from each other, eating lunch.) You'll also need to choose a filming location, design the set, add props, and assemble a cast of actors. Aim for making your movie at least three minutes long.

<p>* Exit *</p> <p>YOU WIN!</p>			<p>Return to Chloe's house...just because.</p> 		<p>You stop at the pet store to check on the kittens. Skip a turn.</p> 		
---	--	--	---	--	---	--	--

Escape From the Mall

						<p>Uh-oh—the Shadow Vandal is coming! Stay here (and hide!) till you roll a 5.</p>	
---	--	--	--	--	--	--	--

							
--	--	--	--	--	--	--	--

<p>Yay, you! You picked up litter. Roll again.</p>							<p>Start (Chloe's house)</p>
--	--	--	--	--	--	--	---

--	--	--	--	--	--	--	--

--

--	--	--	--	--	--	--	--

--

--	--	--	--	--	--	--	--